

# LPNP SERIES Commercial Lighting

## LPNP-2X2-MCTP

PREMIUM FLAT PANELS, 125 LM/W, POWER AND WATTAGE SELECTABLE

**MCTP** Multi Color Temperature & Multi Power/Wattage (Selectable)



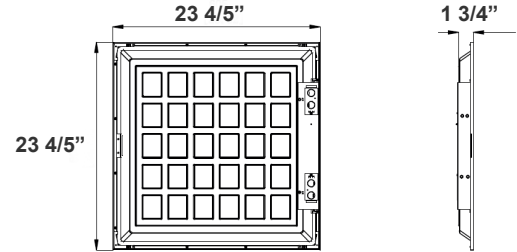
This indoor commercial LED Blacklit panel light is ideal for hotels, offices, retail outlets, restaurants, parking garages, storage rooms, conference rooms, education facilities, and more.

Customer Name: \_\_\_\_\_

Project Name: \_\_\_\_\_

Note: \_\_\_\_\_

Type: \_\_\_\_\_



23 4/5"(L) x 23 4/5"(H) x 1 3/4"(D)

## Features

- Soft and Wide Light-Emitting
- 50,000 Hours Rated Life
- No infrared rays, No Ultraviolet Radiation, No Thermal Effect
- Earthquake H and Suspension Hooks Pre-Installed
- No Flickering, No Humming, No RF Interference
- Multi Color Temperature & Multi Power (Selectable Switch on Back of Fixture)

## Technical Specifications

### Electrical:

- Voltage: AC120V-277V 50/60Hz
- Wattage: 19W/25W/32W
- Fixture Operating Voltage: 36VDC
- Rated Input Current (mA): 337/ 253/ 168mA
- Total Harmonic Distortion:  $\leq 20\%$
- Power Factor:  $>0.90$
- Efficacy: 125 LPW

### Mechanical:

- White Finish
- Audio-Jack Type Socket Pre-Installed on The Side of The Panel, See Motion Sensor Accessories
- Earthquake Hooks and Suspension Hooks pre-installed
- External Driver Mounted On Top
- Operating Temperature:  $-68^{\circ}\text{F} \sim 104^{\circ}\text{F}$
- Surge Protector: 1KV
- Rated life: 50,000 hrs

### Lighting:

- Dimmable: 0~10V Dimming
- Total Lumens: 4000LM Max
- Color Temperatures: 3500K/4000K/5000K
- Multi CCT & Multi Power (selectable switch on back of fixture)
- Color Rendering Index: CRI  $\geq 80$
- 5-Year Warranty
- Beam Angle:  $110^{\circ}$

### Applications:

- Ideal for hotel, offices, retail outlets, restaurant, parking garages, storage room, conference room, education facilities and more.

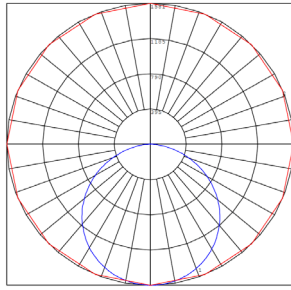
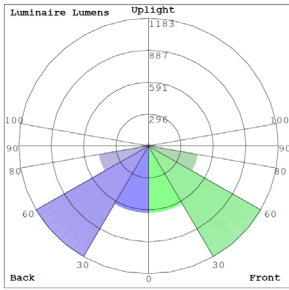
### Other Models:

• 32W | 4000LM | LPNP-1X4-MCTP

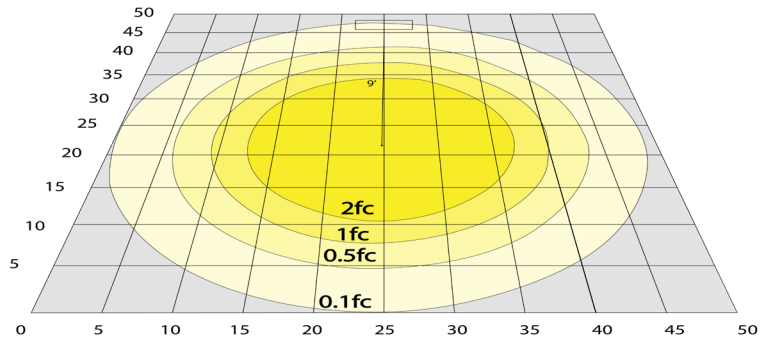
• 40W | 5000LM | LPNP-2X4-MCTP



## Photometrics: LPNP-2X2-MCTP



BUD Rating: B2-U2-G1



Simulation Based on 4000K Area 50' x 50' Mounting Height: 9'

## Other Views:



Side View



Front View



Back View



Pre-Installed Socket, Sensor is Not Incl. See Accessories

## Performance Table: LPNP-2X2-MCTP

MODEL NO.	Wattage	Voltage	Lumens	Color Temp.	BUG Rating	LPW
LPNP-2X2-MCTP	19W	120~277V	2375LM	3500K	B2-U2-G1	125
	25W		3125LM	4000K		
	32W		4000LM	5000K		

## Sample Ordering

Model Size Watt/Color Temp.

LPNP - 2X2 - MCTP

## Accessories:

Blank = No Option For Accessories  
 LPNG-RMK-2X2 = RECESSED MOUNTING FLANGE (FRAME-IN) KIT FOR INSTALLATION IN HARD SURFACES  
 LPNG-SRFC-2X2 = SURFACE MOUNTING KIT FOR LPNG-2X2  
 WEC-2DLH-22 = DAYLIGHT HARVESTING  
 WEC-2CPDR = MOTION SENSOR  
 WEC-3RC = OPTIONAL REMOTE CONTROL  
 WEC-2PR-28-AJ-WH = PIR SENSOR 1-PIN AUDIO JACK CONTACT 600W 40FT 120-277V 0-10V BI-LEVEL & RC (OPTIONAL RC WEC-3RC)  
 WEC-2BT-28-AJ-WH = PIR SENSOR 1-PIN AUDIO JACK CONTACT 600W 40FT 120-277V 0-10V BI-LEVEL BLUETOOTH APP READY  
 LP-SLF-2X2 = SKY LIGHT RECESSED FRAME FOR PANEL LIGHTS 2-3/4" DEEP

## Factory-Installed Options:

Blank = No Option For Accessories  
 OPT-EM-LP = EXTERNAL EMERGENCY BACKUP BATTERY  
 OPT-FWH-63 = 6FT 3-WIRE WHIP  
 OPT-FWH-65 = 6FT 5-WIRE WHIP  
 OPT-FWH-66 = 6FT 6-WIRE WHIP

## Packaging Info:

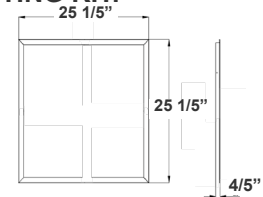
	QTY	UOM	L (IN)	W (IN)	D (IN)	Weight (LBS)
Master Carton	2	Case	25.9	25.2	6	15.5

NO PARTIAL. MUST BUY IN MASTER PKG. QTY.


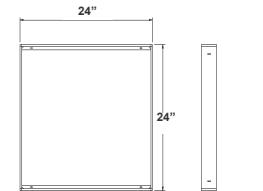
## ACCESSORIES and MOUNTING KIT:



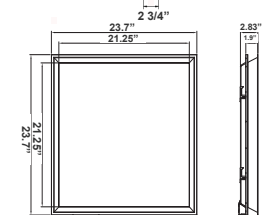
LPNG-RMK-2X2



LPNG-SRFC-2X2



LP-SLF-2X2



WEC-2CPDR-3



WEC-3RC



WEC-2DLH-22



WEC-2PR-28-AJ-WH

## FACTORY-INSTALLED OPTIONS:



OPT-EM-LP



OPT-FWH-63  
 OPT-FWH-65  
 OPT-FWH-66

